

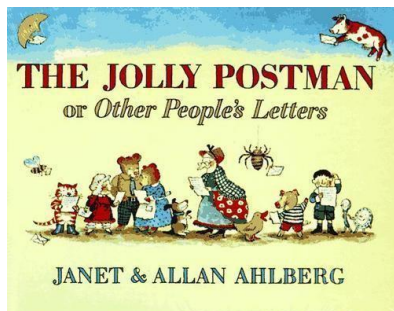
***Note to parents.**

This work comes from the Come and See Religious Education programme which is taught in all Catholic schools in the Archdiocese of Liverpool. We have given a general guide to the learning opportunities that your child may have come across in school and have only suggested and selected a small amount of the programme. The activities aim to keep Religious Education practical and fun. They are in Year groups however, there is no harm in completing other year group work as this will help your child to remember and strengthen their learning. ***Please only choose the activities you and your child wish to complete. There are lots of suggestions to help you choose.***

The first part of learning is called – **EXPLORE**. This shares your child's everyday experiences and helps them to see how the Catholic faith is lived in their everyday lives. The second part, called – **REVEAL** shares bible stories that links to their everyday life.

RELIGIOUS EDUCATION - NURSERY & RECEPTION – PENTECOST

EXPLORE: Everyone has good news to tell.




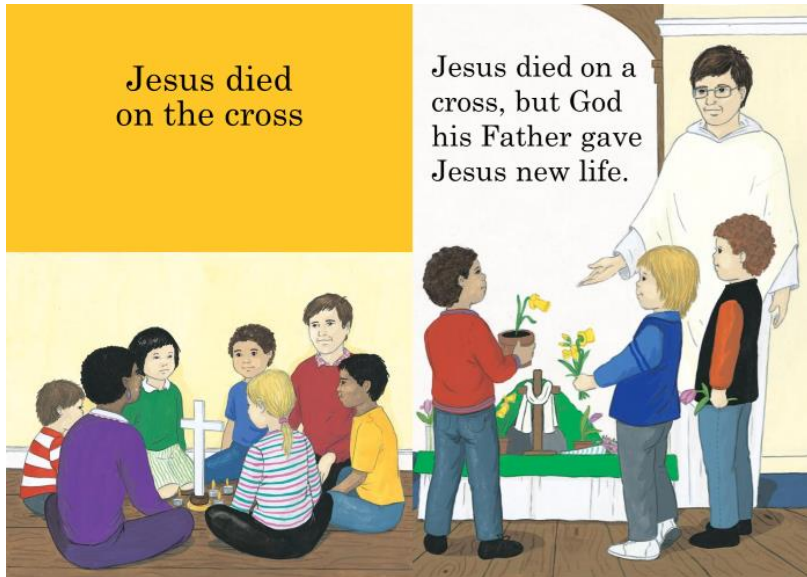
Read together and share: *The Jolly Postman* by Janet & Allan Ahlberg. – Full book available on You Tube

Choose Activities

- Tell each other a piece of good news and share with each other
- Find items of good news i.e. letters, cards, emails, photographs, certificates etc. which recall your or the children's good news.
- Set up a good news board – children to bring in their own news e.g. a new baby.
- Write a good news letter or email or text message to a friend, teacher or family.

REVEAL: Pentecost: the celebration of the Good News of Jesus

- Share and read the bible story together



They knew that Jesus had kept his promise to send a new friend, the Holy Spirit.

Choose Activities

- Read the bible story together. Jesus sent a new friend, the Holy Spirit. We cannot see the Holy Spirit, but we can feel it. It is like the wind. This is how the Holy Spirit can feel ...
- Share a range of activities which explore the effects of the wind e.g.
 - Blow bubbles and watch them disappear. Talk about how you blow air into them and the air carries them away.
 - Fly a kite. Talk about how the wind lifts the kite and helps it to fly.
 - Watch and listen to a wind chime. Talk about how the wind enables music to be made.
- Make pin wheels and take them outside to see the effects of the wind. Talk about what you see happening to the windmills.